

LOCO

de Natacha Belova et Tita Iacobelli



TECHNICAL RIDER

Cast and Credits

Direction and Dramaturgy **Tita Iacobelli** and **Natacha Belova**

Set Design and Puppets **Natacha Belova**

Performance **Tita Iacobelli** in alternance with **Anne Romain** and **Marta Pereira** in alternance with **Marina Simonova**

Choreography and External View **Nicole Mossoux**

Dramaturgy Assistant and External View **Raven Rüell**

Thanks for Artistic Contribution **Sophie Warnant**

Lighting Design **Christian Halkin**

Puppets **Loïc Nebreda**

Sound Design **Simón González**

Costumes **Jackye Fauconnier**

Set Design and Assistant Direction **Camille Burckel**

Artistic Production **Daniel Córdova**

Production **Compagnie Tchaïka**

Created at Studio Théâtre National Wallonie-Bruxelles

Co-production **Théâtre National Wallonie-Bruxelles, Théâtre de Poche Bruxelles, L'Atelier Théâtre Jean Vilar Louvain-la-Neuve, Maison de la Culture de Tournai, Festival Mondial des Théâtres de Marionnettes Charleville-Mézières, Fondation Corpartes Santiago Chile, Théâtre de la Cité Toulouse - with the support of Fédération Wallonie-Bruxelles**

Premiered in September 2021 at the World Festival of Puppet Theatres in Charleville-Mézières

Duration: 60 minutes

Audience: Age 12 and up

TECHNICAL CONTACT

Elise Reculeau - Technical Manager
technique@tchaika.art

Important information regarding the correct installation of the set-up and the running of the show.

This technical rider is part of the contract for Loco. Changes must be talked over in advance with the company.

As the show takes place in a particularly dark atmosphere, it is essential that there is no "stray" light in the room or on stage.

Please let us know if there is a balcony.

I. STAGE

The scenography is composed of :

- A bed on wheels
- A sphere of 2m diameter; suspended by a pulley system at the end of the show
- Black flock (fireproof cellulose) on the floor
- Puppets

It is **essential** to have a black velvet legs laid in Italian masking style that is adapted to your venue.

The stage must be equipped with a smooth black floor or a black dance floor.

The stage must be cleaned before each performance.

Minimum opening: 8m stage frame + 2m50 on each side of the stage.

Minimum depth: 9m

Minimum height: 6m

A suspension system shall be installed for the good of the show. Please let us know if your venue has a fixed grid.

II. LIGHTING

→ To be provided by the organiser

- 42 graduated circuits
- 15 Profil type Robert Juliat 614sx 1kw
- 24 Convex plan projectors 1kw
- 2 Fresnel 2kw
- 2 Par64 CP61
- 10 projector ladders (see plan attached to the technical sheet)
- A lighting console that can receive an Ascii file.
- Clean gelatins in appropriate quantities for the show (Lee filter: 106 - 201 - 600 - 243)
- Aluminium tapes / shutter

All projectors must be in working order, perfectly clean and ready to be used.

The company will provide a lighting plan for the venue.

Please indicate the type of lighting console you will be using to host the show in your venue. It is essential that the lighting technician knows perfectly the console we will be working on for the pointing.

The performance will be done in DMX with the company's computer.

III. SOUND

→ To be provided by the organiser

Sound system

- Front : 15" or 12" stereo system + subs adapted to the room with a low side if necessary
Mono central 12" or 8".
- Monitors : 2 X 12" or 15" on the floor.
- Surround : 8" or 12" stereo surround adapted to the room.

REM : L-Acoustics, Meyer or equivalent speakers
All separate sends

In the control room

- Preferably in the theater hall
- Digital mixing console (16 IN/12 OUT minimum) controllable by IPAD (Yamaha QL, M7CL, Midas M32...)
- 1 dimmable control lamp + various cabling + sufficient AA batteries (4 per performance)

The Company brings

- 1 MacBookPro with Ableton Live
- 1 MacBookPro with Dlight
- 1 MOTU 828ES sound card
- 2 Sennheiser EW100 HF systems (516-558MHz) + 2 DPA 6061 microphones

REM : If the frequencies between 516 and 558MHz cannot be used, please provide 2 HF systems (transmitter/receiver + microphone type DPA 6061 or MKE1)

IV. Provisional Schedule

7 people on tour

- 1 director
- 2 performers
- 1 producer
- 1 sound technician
- 1 lighting technician
- 1 stage technician

V. Number of technicians requested.

Representation Day -1

		SM	Machinist	Light	Sound
09:00 -> 13:00	Installation set + light + sound	1	2	3	1
14:00 -> 18:00	Setting set + light + sound	1	2	3	1

Representation Day 0

		SM	Machinist	Light	Sound
09:00 -> 12:30	Setting Sound + Light	1	2 > 1	3 > 1	1
14:00 -> 18:00	Settings + rehearsals	1	2 > 1	3 > 1	1
19:00 -> 20:00	Setting the stage + preparation	1	1	1	1
20:30 -> 21:30	Show	1	1	1	1
21:30 -> 22:30	Disassembly	1	2	1	1

VI. Dressing Room and costume

We will need two heated dressing rooms with a toilet and shower room nearby, mirror and make-up light.

1 iron

Catering : still and sparkling water / tea / coffee / dried fruit/nuts / cookies

A costume designer is required for every third performance.

Elise Reculeau - Technical Manager
technique@tchaika.art

Charlotte Evrard - Administration and production
+32 479 77 43 68 // administration@tchaika.art

Natacha Belova - Director
direction@tchaika.art



www.tchaika.art



@tchaika
@belovaiacobelli

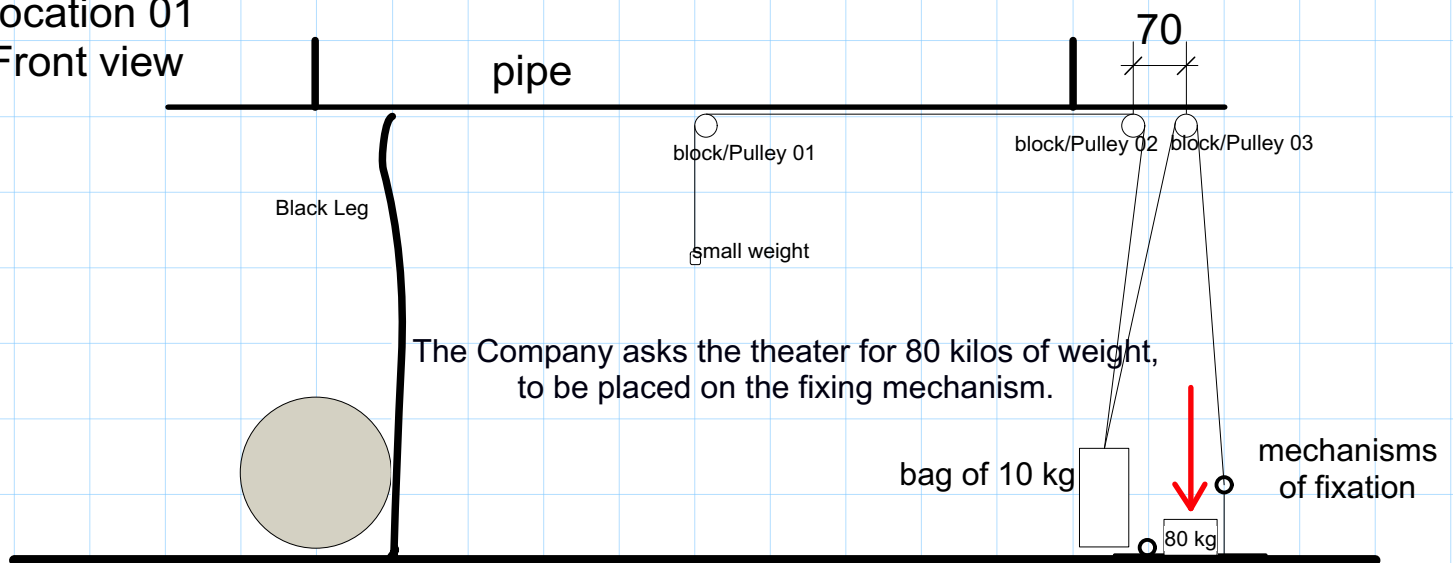
Description of machinery

At the end of the show, a ball 2 meters in diameter and weighing 40 kilos. it rises up at center stage. To achieve this, a machinery of pulleys and ropes is installed on one of the light pipes. A descriptive video can be found at this link <https://youtu.be/dV6zwMuKSXY>

The company brings all the elements of the machinery.

**The pipe must be completely fixed to prevent any movement.
It should not move at all.**

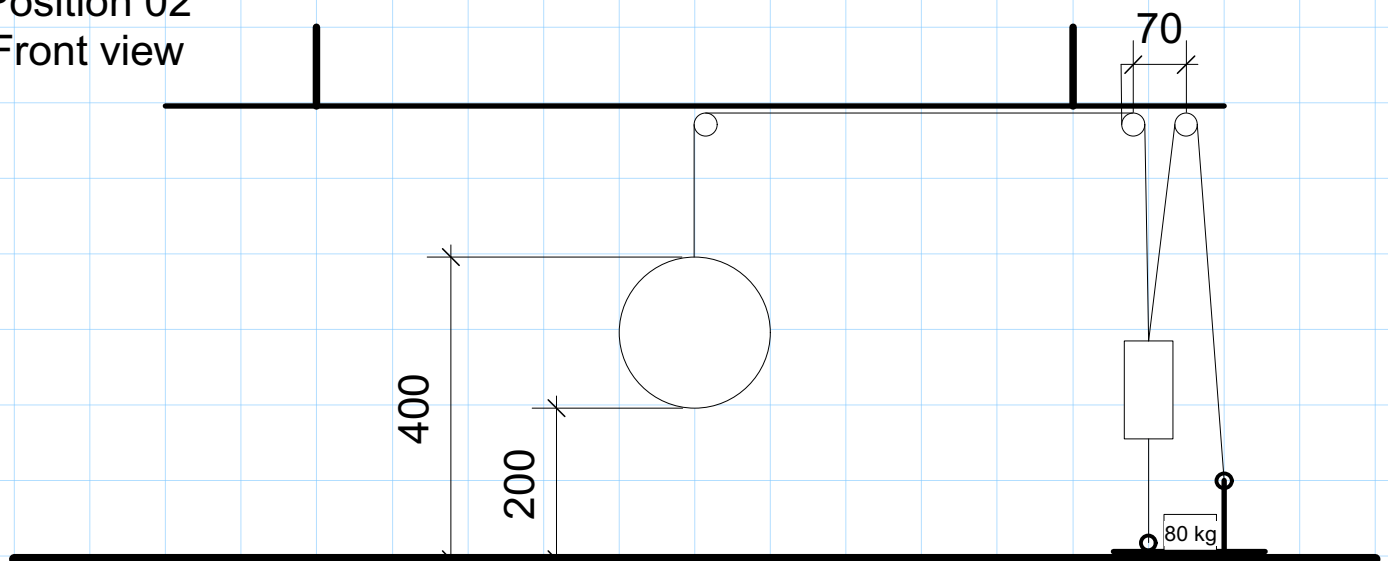
Location 01
Front view

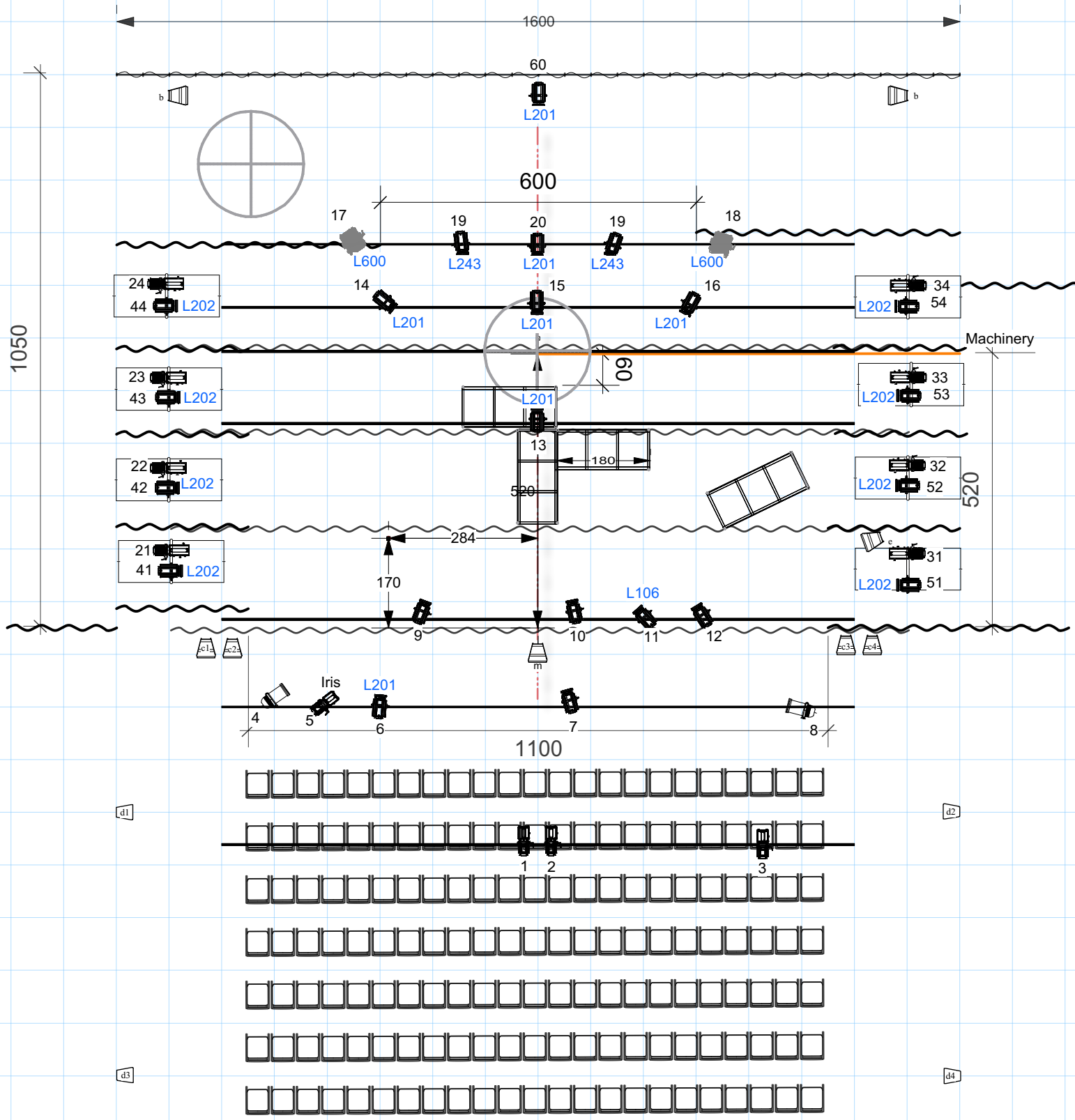


Throughout the show, the ball is hidden behind one of the legs (Italian style).


When the ball is up, forces are generated that could move the pipe.
The pipe must be firmly fixed to avoid any movement.

Position 02
Front view






42 circuits of 2 Kw


 15 inch speaker

X 24  PC light Plano Convexe 1KW

 12 inch speaker

X 2  Fresnel 2kw

c = P.A. / FOH

X 2  PAR64 CP61

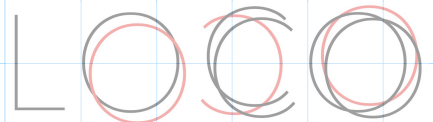
m = Mono central

X 14  zoom profile 1kw type 614SX

b = back stage monitors

d = surround

e = front stage monitor



COMPAGNIE BELOVA ~ IACOBELLI

lights Franco Peñaloza Soto - april 2023
 technique@belova-iacobelli.com
 +32 49 49 49 764

Scale 1/100